



Name of the Company :SOUTHERN ONLINE BIO TECHNOLOGIES LIMITED

Scrip Code:532669		SOUTHERN ONLINE BIO TECHNOLOGIES LIMITED ,EQUITY	
Quarter Ended: SEP'2014			
Partly Paid-up Shares:	No.of Partly Paid-up Shares:	As a % of total No. of partly paid-up Shares	As a % of total No. of shares of the company
Held by promoter/promoter group	0	0	0
Held by Public	0	0	0
TOTAL:	0	0	0
Outstanding Convertible Securites:	No. of outstanding Securities	As a % of total No. of outstanding convertible securities	As a % of total No. of shares of the company, assuming full conversion of the convertible securities
Held by promoter/promoter group	0	0	0
Held by Public	0	0	0
TOTAL:	0	0	0
Warrants:	No. of Warrants	As a % of total No. of Warrants	As a % of total No. of shares of the company, assuming full conversion of warrants
Held by promoter/promoter group	0	0	0
Held by Public	0	0	0
TOTAL:	0	0	0
Total paid-up capital of the company, assuming full conversion of warrants and convertible securities	58993288		

For SOUTHERN ONLINE BIO TECHNOLOGIES LTD

[Signature]
Company Secretary

Table I (a) - Statement Showing Share Holding Pattern

Category code	Category of Shareholder	Number of Shareholders	Total Number of shares	Number of shares held in dematerialised form	Total shareholding as a percentage of total number of shares		Shares pledged or otherwise encumbered	
					As a Percentage of (A+B)1	As a Percentage of (A+B+C)	Number of Shares	As a percentage
(I)	(II)	(III)	(IV)	(V)	(VI)	(VII)	(VIII)	(IX)=(VIII)/(IV)*100
(A)	Shareholding of Promoter and Promoter Group							
1	Indian							
(a)	Individuals/Hindu Undivided Family	7	11555081	11555081	19.59	19.59	5346017	46.27
(b)	Central Government/State Government(s)	0	0	0	0	0	0	0
(c)	Bodies Corporate	0	0	0	0	0	0	0
(d)	Financial Institutions/Banks	0	0	0	0	0	0	0
(e)	Any Others(Specify)	0	0	0	0	0	0	0
(e-i)	Mutual Funds	0	0	0	0	0	0	0
(e-ii)	Trusts	0	0	0	0	0	0	0
	Sub Total (A)(1)	7	11555081	11555081	19.59	19.59	5346017	46.27
2	Foreign							
(a)	Individuals (Non Resident Individuals/Foreign Individuals)	0	0	0	0	0	0	0
(b)	Bodies Corporate	0	0	0	0	0	0	0
(c)	Institutions	0	0	0	0	0	0	0
(d)	Qualified Foreign Investor	0	0	0	0	0	0	0
(e)	Any Others(Specify)							
(e-i)	Overseas Corporate Bodies	0	0	0	0	0	0	0
(e-ii)		0	0	0	0	0	0	0
	Sub Total (A)(2)	0	0	0	0	0	0	0
	Total Shareholding of Promoter and Promoter Group (A)=(A)(1)+(A)(2)	7	11555081	11555081	19.59	19.59	5346017	46.27
(B)	Public Shareholding							
1	Institutions							
(a)	Mutual Funds/UTI	0	0	0	0	0	0	0
(b)	Financial Institutions/Banks	0	0	0	0	0	0	0
(c)	Central Government/State Government(s)	0	0	0	0	0	0	0
(d)	Venture Capital Funds	0	0	0	0	0	0	0
(e)	Insurance Companies	0	0	0	0	0	0	0
(f)	Foreign Institutional Investors	5	7369450	7369450	12.78	12.78	0	0
(g)	Foreign Venture Capital Investors	0	0	0	0	0	0	0
(h)	Qualified Foreign Investor	0	0	0	0	0	0	0
(i)	Any Others(Specify)							
(i-i)	Foreign Companies	1	3406769	0	5.91	5.91	0	0
(i-ii)		0	0	0	0	0	0	0
	Sub Total (B)(1)	6	10776219	7369450	18.7	18.7	0	0
B2	Non-Institutions							
(a)	Bodies Corporate	188	6489015	6441969	11.26	11.26	0	0
(b)	Individuals							
(I)	Individual shareholders holding nominal share capital upto Rs.1 lakh	8184	6268990	6268990	10.63	10.63	0	0
(II)	Individual shareholders holding nominal share capital in excess of Rs.1 lakh	246	15350447	15350447	26.02	26.02	0	0
(c)	Qualified Foreign Investor	0	0	0	0	0	0	0
(d)	Any Others(Specify)							
(d-i)	Non Resident Individuals	75	2616541	2545241	4.54	4.54	0	0
(d-ii)	Overseas Corporate Bodies	2	4333267	4323267	7.52	7.52	0	0
(d-iii)	Trusts	0	0	0	0	0	0	0
(d-iv)	Employees	0	0	0	0	0	0	0
(d-v)	Clearing Members	43	327626	327626	0.57	0.57	0	0
(d-vi)	Foreign Nationals	1	1276102	1276102	2.21	2.21	0	0
	Sub Total (B)(2)	8739	36661988	36533642	62.75	62.75	0	0
	Total Public Shareholding (B)=(B)(1)+(B)(2)	8745	47438207	43903092	81.45	81.45	0	0
	Total (A)+(B)	8752	58993288	55458173	100	100	5346017	46.27
(C)	Shares held by Custodians and against Depository Receipts have been issued							
1	Shareholding of Promoter and Promoter Group	0	0	0	0	0	0	0
2	Public Shareholding	0	0	0	0	0	0	0
	Grand Total (A)+(B)+(C)	8752	58993288	55458173	100	100	5346017	46.27

NOTE 51277875 TO 58993288 STOCK EXCHANGE APPROVAL AWAITED




(I)(b) Statement showing holding of securities (including shares, warrants, convertible securities) of persons belonging to the category "Promoter and Promoter Group"

Sr No	Name of the Shareholders	Details of Shares held		Encumbered shares(*)			Details of warrants		Details of convertible securities		Total shares (including underlying shares assuming full conversion of warrants and convertible securities) as a % of diluted share capital
		Number of Shares	As a % of grand Total (A)+(B)+(C)	Number	As a Percentage	As a % of grand total (A)+(B)+(C) of sub-clause (I)(a)	Number of warrants held	As a % total number of warrants of the same class	Number of Convertible securities held	As a % total number of securities of the same class	
(I)	(II)	(III)	(IV)	(V)	(VI)= (V)/III*100	(VII)	(VIII)	(IX)	(X)	(XI)	(XII)
1	Nanu Bala Satish Kumar	6027652	10.22	2778531	46.10	4.71	0	0	0	0	10.22
2	Kethu Radha Krishna	2534657	4.4	1055828	41.66	1.83	0	0	0	0	4.4
3	Badveli Sreedhara Reddy	2122157	3.68	1055829	49.75	1.83	0	0	0	0	3.68
4	Bandi Hare Ram Balaji	711657	1.23	455829	64.05	0.79	0	0	0	0	1.23
5	KETHU SUBHASHINI	97500	0.17	0	0	0	0	0	0	0	0.17
6	SUMITHRA KATIKIREDDY	51000	0.09	0	0	0	0	0	0	0	0.09
7	N Rama Devi	10458	0.02	0	0	0	0	0	0	0	0.02
	Total:	11555081	19.81	5346017	46.27	9.16	0	0	0	0	19.81

(*) The term "encumbrance" has the same meaning as assigned to it in regulation 28(3) of the SAST Regulations, 2011.

For SOUTHERN ONLINE BIO TECHNOLOGIES LTD


Company Secretary



(I)(C)(i) Statement showing holding of securities (including shares, warrants, convertible securities) of persons belonging to the category "Public" and holding more than 1% of the total number of shares

Sr No	Name of the Shareholders	Number of Shares held	Shares as a percentage of total number of shares(i.e., Grand Total (A)+(B)+(C) indicated in Statement at para (I)(a) above)	Details of warrants		Details of convertible securities		Total shares (including underlying shares assuming full conversion of warrants and convertible securities) as a % of diluted share capital
				Number of warrants held	As a % total number of warrants of the same class	Number of Convertible securities held	As a % total number of securities of the same class	
1	ADVAIT B.V	4323267	7.5	0	0	0	0	7.5
2	AL SRIED COMPANY FOR TRADE LTD	3406769	5.91	0	0	0	0	5.91
3	THE INDIAMAN FUND (MAURITIUS) LIMITED.	2664325	4.62	0	0	0	0	4.62
4	PKR OCIMUM INFRAPROJECTS PRIVATE LIMITED	2000000	3.47	0	0	0	0	3.47
5	NATIONAL WESTMINSTER BANK PLC AS TRUSTEE OF THE JUPITER	2000000	3.47	0	0	0	0	3.47
6	MAVI INVESTMENT FUND LIMITED	1890618	3.28	0	0	0	0	3.28
7	MOHAMMAD SALAHUDDIN	1500000	2.6	0	0	0	0	2.6
8	CHRISTIAN A SCHMIDT	1276102	2.21	0	0	0	0	2.21
9	PNV ENTERPRISES PVT LTD	1200000	2.08	0	0	0	0	2.08
10	JUPITER SOUTH ASIA INVESTMENT COMPANY LIMITED - SOUTH	784507	1.36	0	0	0	0	1.36
11	POONDLA DAYAKARAREDDY	776060	1.35	0	0	0	0	1.35
12	SUNIL POONDLA	750000	1.3	0	0	0	0	1.3
13	RAMESH GORANTLA	659917	1.14	0	0	0	0	1.14
14	DEV RAMAN	625000	1.08	0	0	0	0	1.08
15	REGINALD PEREIRA KAMATH	619701	1.08	0	0	0	0	1.08
	Total:	24476266	42.45	0	0	0	0	42.45

SOUTHERN ONLINE BIO TECHNOLOGIES LTD

[Signature]
Company Secretary



(I)(C)(ii) Statement showing holding of securities (including shares, warrants, convertible securities) of persons(together with PAC) belonging to the category "Public" and holding more than 5% of the total number of shares of the company

Sr No	Name(s) of the Shareholder(s) and Persons Acting in Concert (PAC) with them	Number of Shares held	Shares as a percentage of total number of shares(I.e., Grand Total (A)+(B)+(C) indicated in Statement at para (I)(a) above)	Details of warrants		Details of convertible securities		Total shares (including underlying shares assuming full conversion of warrants and convertible securities) as a % of diluted share capital
				Number of warrants held	As a % total number of warrants of the same class	Number of Convertible securities held	As a % total number of securities of the same class	
1	ADVAIT B.V	4323267	7.5	0	0	0	0	7.5
2	AL SRIED COMPANY FOR TRADE LTD	3406769	5.91	0	0	0	0	5.91
	Total:	7730036	13.41	0	0	0	0	13.41

SOUTHERN ONLINE BIO TECHNOLOGIES

Company Secretary




(I)(d) Statement showing details of locked-in shares

Sr No	Name of the Shareholders	Number of Shares	Shares as a percentage of total number of shares(i.e., Grand Total (A)+(B)+(C) indicated in Statement at para (I)(a) above)	Promoter / Promoter Group / Public
1	Kethu Radha Krishna	3435658	5.96	PROMOTER/PROMOTER GROUP
2	Badveli Sreedhara Reddy	2792656	4.84	PROMOTER/PROMOTER GROUP
3	NANUBALA SATISH KUMAR	2721392	4.61	PROMOTER/PROMOTER GROUP
4	Nanu Bala Satish Kumar	527729	0.92	PROMOTER/PROMOTER GROUP
5	AMITA THAKUR	222200	0.39	PUBLIC
6	Bandi Hare Ram Balaji	200000	0.35	PROMOTER/PROMOTER GROUP
7	SUMITHRA KATIKIREDDY	50000	0.09	PROMOTER/PROMOTER GROUP
8	ANUPAMA MUDDAPATI	32000	0.06	PUBLIC
9	SURENDRA MUDDAPATI	9700	0.02	PUBLIC
10	RITESH KUMAR	9200	0.02	PUBLIC
11	RITESH KUMAR	9200	0.02	PUBLIC
12	SHANTHI POTTEM	5500	0.01	PUBLIC
13	SHANTHI POTTEM	5500	0.01	PUBLIC
14	S RAMAMURTHY	2000	0	PUBLIC
15	RITESH KUMAR	200	0	PUBLIC
16	S SARVESWARA REDDY	50000	0.08	PUBLIC
17	PRIYANKA RATAN	40000	0.07	PUBLIC
18	GAYATRI JONNALAGADDA	30000	0.05	PUBLIC
19	MANDA RAMALINGA REDDY	20100	0.03	PUBLIC
20	U ANITHA	30000	0.05	PUBLIC
	Total:	10193035	17.59	

SOUTHERN ONLINE BIO TECHNOLOGICALS LTD


Company Secretary




(II)(a) Statement showing details of Depository Receipts (DRs)

Sr No	Type of outstanding DR (ADRs, GDRs, SDRs, etc.)	Number of outstanding DRs	Number of Shares underlying outstanding DRs	Shares underlying outstanding DRs as a percentage of total number of shares (i.e., Grand Total (A)+(B)+(C) indicated in Statement at para (I)(a) above)
Total:		0	0	0

SOUTHERN ONLINE BIO TECHNOLOGIES LTD


Company Secretary



(II)(b) Statement showing holding of Depository Receipts (DRs), where underlying shares held by 'promoter/promoter group' are in excess of 1% of the total number of shares

Sr No	Name of the DR Holder	Type of outstanding DR (ADRs, GDRs, SDRs, etc.)	Number of Shares underlying outstanding DRs	Shares underlying outstanding DRs as a percentage of total number of shares (i.e., Grand Total (A)+(B)+(C) indicated in Statement at para (I)(a) above)
	Total:		0	0

SOUTHERN ONLINE BIO TECHNOLOGIES LTD


Company Secretary

(III) (a) Statement showing the voting pattern of shareholders if more than one class of shares/securities is issued by the issuer. Give description of voting rights for each class of security
 Class X: Equity
 Class Y: Not Applicable
 Class Z: Not Applicable



Category code	Category of Shareholder	Number of Voting Rights held in each class of securities			Total Voting Rights (III+IV+V) (VI)	Total Voting Rights i.e. (VII)	
		Class X (III)	Class Y (IV)	Class Z (V)		As a percentage of (A+B) (VII)	As a percentage of (A+B+C) (VIII)
(A)	Shareholding of Promoter and Promoter Group						
1	Indian						
(a)	Individuals/Hindu Undivided Family	11555081	0	0	11555081	19.59	19.59
(b)	Central Government/State Government(s)	0	0	0	0	0	0
(c)	Bodies Corporate	0	0	0	0	0	0
(d)	Financial Institutions/Banks	0	0	0	0	0	0
(e)	Any Others(Specify)	0	0	0	0	0	0
(e-i)	Mutual Funds	0	0	0	0	0	0
(e-ii)	Trusts	0	0	0	0	0	0
	Sub Total (A)(1)	11555081	0	0	11555081	19.59	19.59
2	Foreign						
(a)	Individuals (Non Resident Individuals/Foreign Individuals)	0	0	0	0	0	0
(b)	Bodies Corporate	0	0	0	0	0	0
(c)	Institutions	0	0	0	0	0	0
(d)	Qualified Foreign Investor	0	0	0	0	0	0
(e)	Any Others(Specify)	0	0	0	0	0	0
(e-i)	Overseas Corporate Bodies	0	0	0	0	0	0
(e-ii)		0	0	0	0	0	0
	Sub Total (A)(2)	0	0	0	0	0	0
	Total Shareholding of Promoter and Promoter Group (A)=(A)(1)+(A)(2)	11555081	0	0	11555081	19.59	19.59
(B)	Public Shareholding						
1	Institutions						
(a)	Mutual Funds/UTI	0	0	0	0	0	0
(b)	Financial Institutions/Banks	0	0	0	0	0	0
(c)	Central Government/State Government(s)	0	0	0	0	0	0
(d)	Venture Capital Funds	0	0	0	0	0	0
(e)	Insurance Companies	0	0	0	0	0	0
(f)	Foreign Institutional Investors	7369450	0	0	7369450	12.78	12.78
(g)	Foreign Venture Capital Investors	0	0	0	0	0	0
(h)	Qualified Foreign Investor	0	0	0	0	0	0
(i)	Any Others(Specify)	0	0	0	0	0	0
(i-i)	Foreign Companies	3406769	0	0	3406769	5.91	5.91
(i-ii)		0	0	0	0	0	0
	Sub Total (B)(1)	10776219	0	0	10776219	18.7	18.7
B2	Non-Institutions						
(a)	Bodies Corporate	6489015	0	0	6489015	11.26	11.26
(b)	Individuals						
(i)	Individual shareholders holding nominal share capital upto Rs.1 lakh	6268990	0	0	6268990	10.63	10.63
(ii)	Individual shareholders holding nominal share capital in excess of Rs.1 lakh	15350447	0	0	15350447	26.02	26.02
(c)	Qualified Foreign Investor	0	0	0	0	0	0
(d)	Any Others(Specify)						
(d-i)	Non Resident Individuals	2616541	0	0	2616541	4.54	4.54
(d-ii)	Overseas Corporate Bodies	4333267	0	0	4333267	7.52	7.52
(d-iii)	Trusts	0	0	0	0	0	0
(d-iv)	Employees	0	0	0	0	0	0
(d-v)	Clearing Members	327626	0	0	327626	0.57	0.57
(d-vi)	Foreign Nationals	1276102	0	0	1276102	2.21	2.21
	Sub Total (B)(2)	36661988	0	0	36661988	62.57	62.57
	Total Public Shareholding (B)=(B)(1)+(B)(2)	47438207	0	0	47438207	81.27	81.27
	Total (A)+(B)	58993288	0	0	58993288	100	100
(C)	Shares held by Custodians and against Depository Receipts have been issued						
1	Shareholding of Promoter and Promoter Group	0	0	0	0	0	0
2	Public Shareholding	0	0	0	0	0	0
	Grand Total (A)+(B)+(C)	58993288	0	0	58993288	100	100